

STERILEX ULTRA STEP CASE STUDY

AREA OF CONCERN

Sterilex was contacted by a further processing plant to explore solutions beyond traditional doorway foamers for entryway pathogen control.

ISSUE

For several years, the plant had been unhappy with their doorway foamers which frequently broke down and applied product inconsistently, resulting in wasted product. The doorway foamers they were using also created a wet, slippery environment.

BACKGROUND

Doorway foamers are used for entryway pathogen control because they automatically apply product and employees are forced to walk through the sanitizer. However, doorway foamer chemistry is often dispensed at an incorrect dosage rate. When too much is applied, it results in costly excessive chemical usage. When too little is applied, it may lead to ineffective microbial control. Additionally, boot foamers are unreliable and frequently break down. Sterilex Ultra Step was brought in to compare its efficacy to doorway foamers and alleviate the plant's frustrations.



RECOMMENDATIONS

Sterilex recommended the following actions for the sanitation of floors in the area:

P.P.E. (Personal Protective Equipment)

All sanitation technicians performing this sanitation procedure must wear PPE: protective eyewear (goggles, face shield, or safety glasses), coveralls worn over short-sleeved shirt and short pants, socks, chemical-resistant footwear and waterproof gloves.

Note: Always follow corporate safety and labeled procedures.

Pre-Cleaning

Ensure the floor or surface is clean of gross debris and food soil.

Floor Sanitization

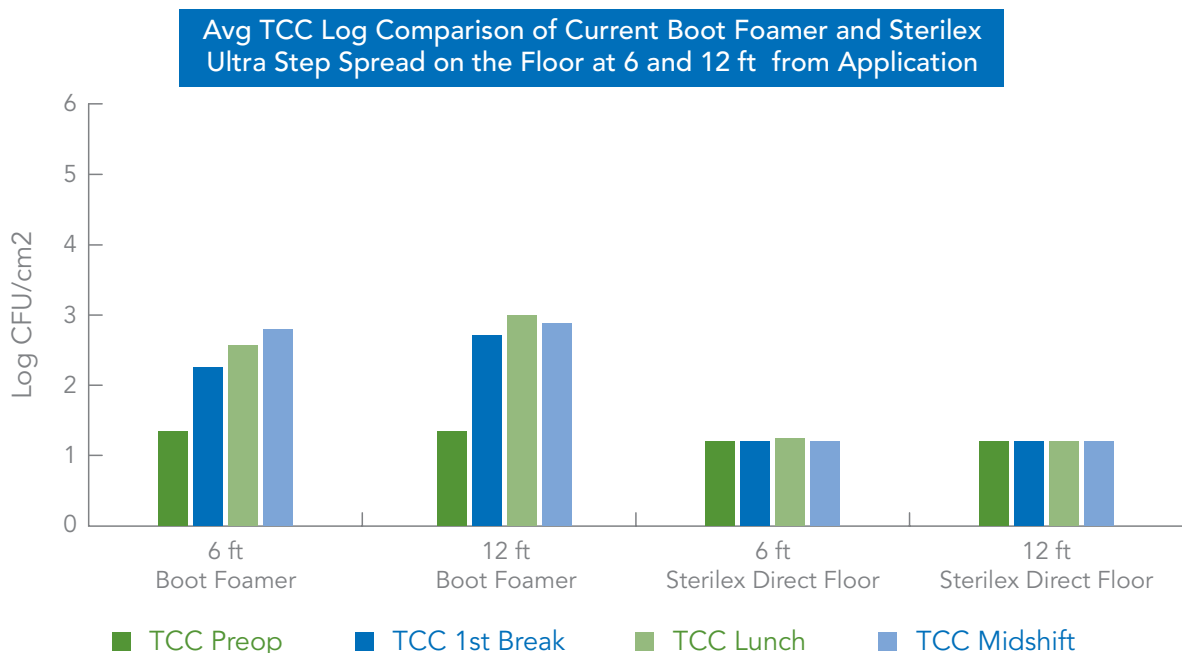
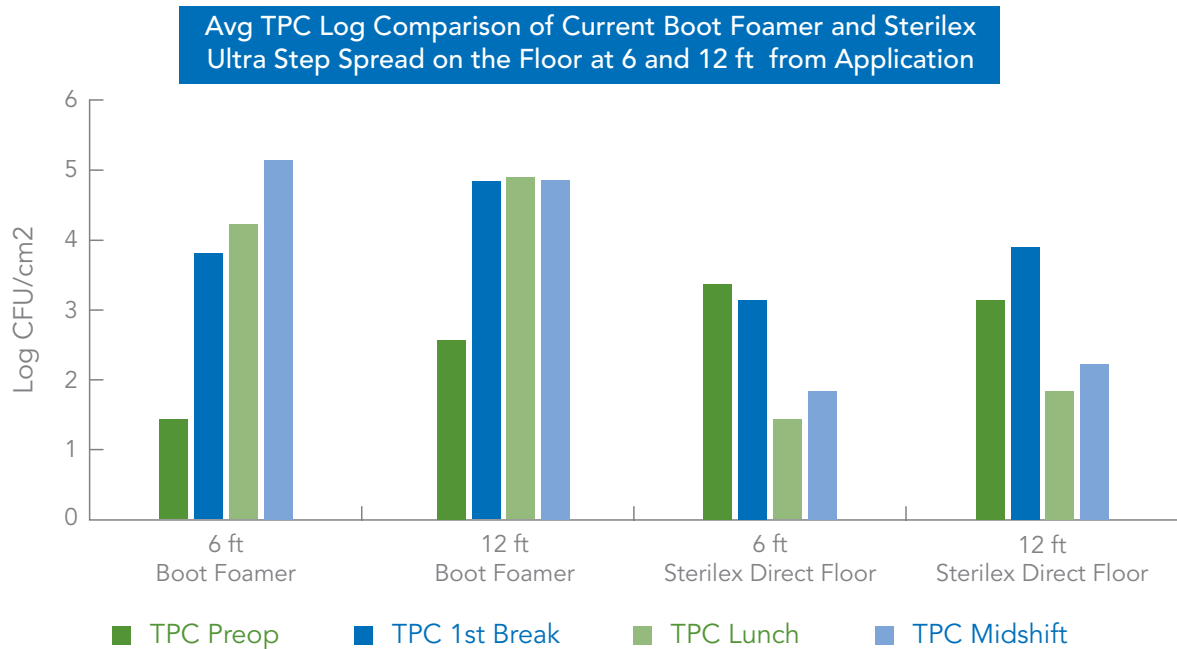
1. Replace doorway foamers with Sterilex Ultra Step powder applied to hard, non-porous or hard sealed floors.
2. Sterilex Ultra Step handheld spreader should be used at a setting of 2.5 to apply at a minimum rate of 3.7 oz of Sterilex Ultra Step per 100 sq ft.*
**Surface containing no more than 0.97 fl oz of moisture per square foot.*
3. Add Sterilex Ultra Step to the spreader.
4. Walk at a deliberate pace while turning the handle on the spreader to dispense the product.
5. Replenish the spreader with fresh powder and reapply when the powder becomes visibly dirty or is tracked out to ensure complete coverage.

RESULTS

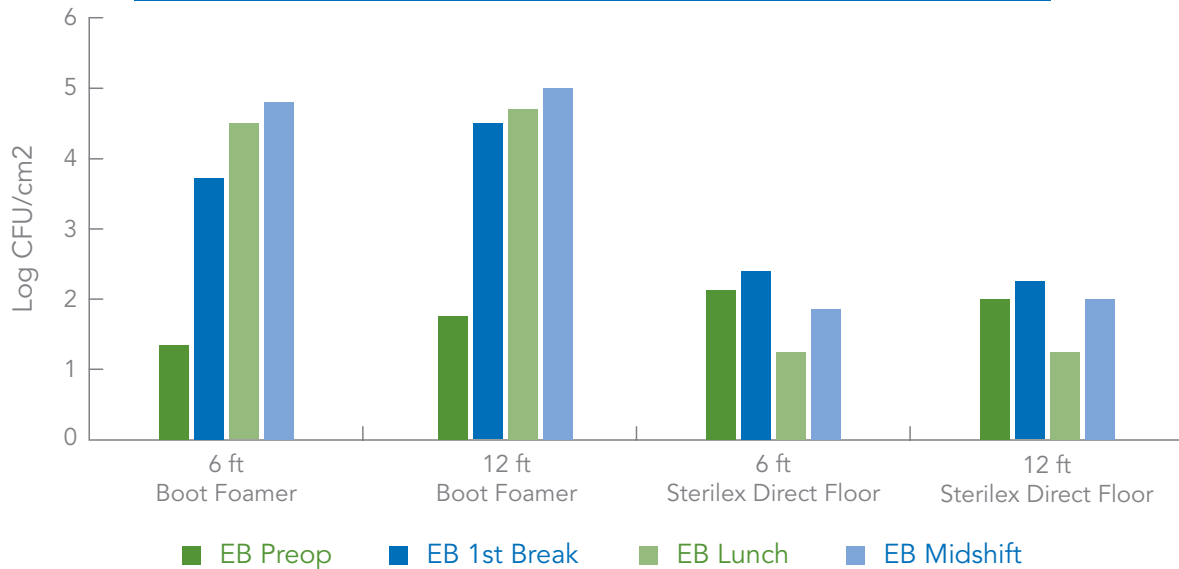
Microbial Testing Results

Prior to Sterilex Ultra Step application, the plant swabbed and recorded the data for Total Plate Counts (TPC), Total Coliform Count (TCC), and *Enterobacteriaceae* for their doorway foamers at 6 and 12 feet during pre-op, 1st break, lunch and midshift. The facility suspended use of doorway foamers and applied Sterilex Ultra Step per the recommendations previously mentioned.

The following data clearly illustrated that Sterilex Ultra Step controlled TPC, TCC and *Enterobacteriaceae* bacteria better throughout the day than the doorway foamers.



Avg Enterobacteriaceae Log Comparison of Current Boot Foamer and Sterilex Ultra Step Spread on the Floor at 6 and 12 ft from Application



ADDITIONAL BENEFITS

In addition to aiding in the reduction of microbial loads, Sterilex Ultra Step is formulated to add traction and prevent slippage. Its texture allows for complete coverage of surfaces—boots, floors, tires, etc.

Sterilex Ultra Step also allows facilities to dramatically reduce their water usage. This plant used 50 gallons of water a day (2 doorway foamers) — ~1,500 gallons a month. Sterilex Ultra Step does not require any additional moisture to become active.

CONCLUSIONS

This case study suggests that Sterilex Ultra Step is a non-food contact surface sanitizer effective against public health organisms on the floor.*

**Refer to product label for listed organisms*

Save Water

Sterilex Ultra Step can save this facility 50 gallons of water a day.

Save Time, Money and Equipment

This plant experienced numerous problems with their doorway foamer equipment. They battled to maintain equipment to ensure proper concentration and coverage. Sterilex Ultra Step ensures consistent coverage and that the correct chemical dosage is used.