





TOP 5 CAUSES OF CONVEYOR-RELATED **FOREIGN MATERIAL RISK**

and how to proactively address them in your plant




BELT HANDLING

Ensure that belts are transported and stored properly during sanitation or construction to keep them safe from damage. Use the correct tools and steps during belt removal and reinstallation.



CONVEYOR DESIGN

Choose UHMW-PE wearstrip material with a smooth surface finish to prevent unnecessary belt wear. Also, consider proper catenary sag in returnways and the correct returnway support size during design.



CATCHPOINTS

See that wearstrips are rounded on both the leading and trailing edges to avoid catchpoints. If removed during sanitation, rounded wearstrips can be reinstalled facing either direction.



SPROCKETS

To prevent belt damage, it's important to maintain optimal sprocket position on your conveyor. This is easily accomplished with the right components, such as Intralox® FoodSafe™ Sprocket Spacers.



CHEMICAL COMPATIBILITY

Conduct proactive chemical compatibility reviews with your belt and chemical suppliers. Doing so will protect the belts from being weakened or damaged by excessive or incorrect chemical usage.